TX03AB12

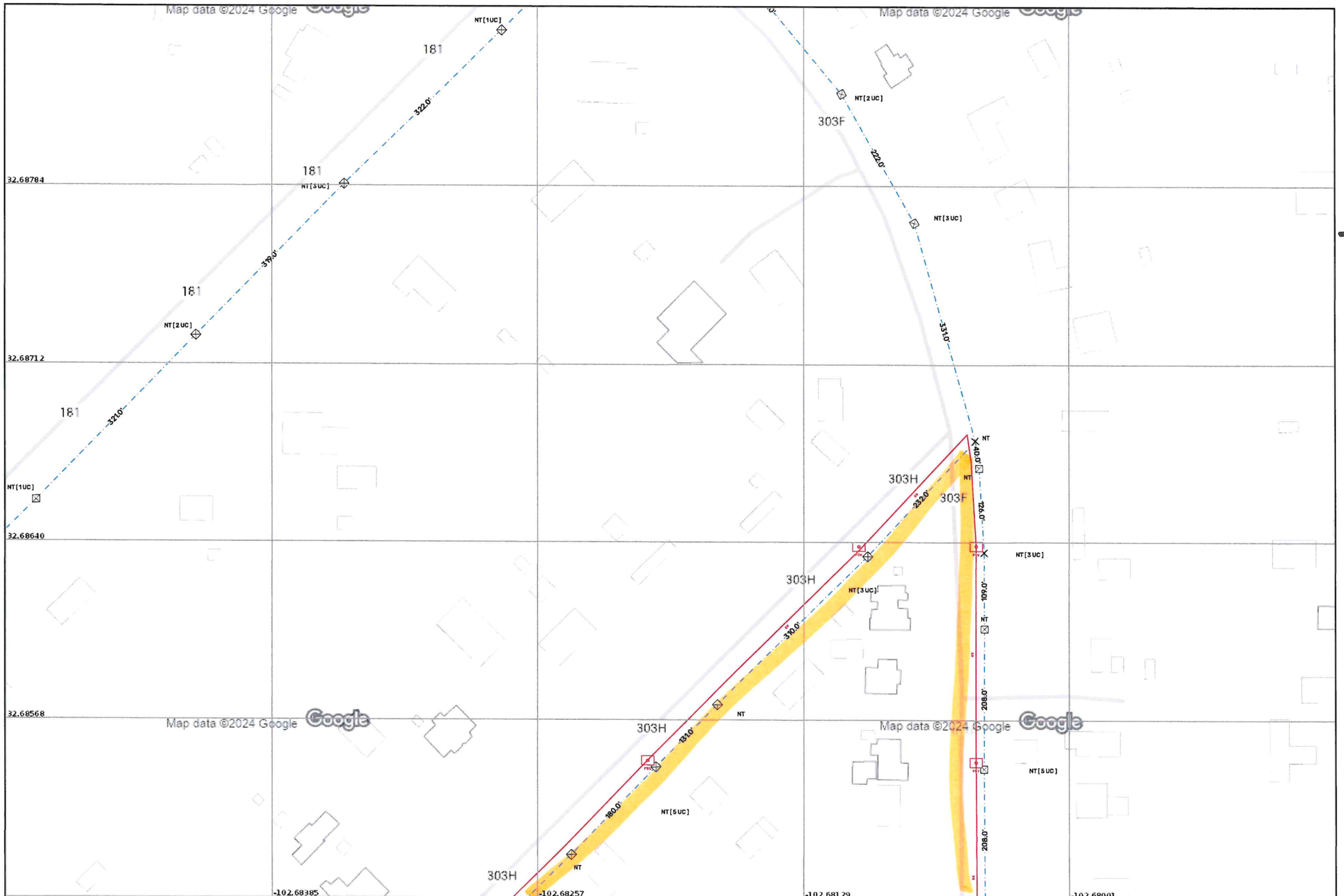

Description	Symbols					Line Types						
	Locations				Equipments	Infrastructures		Cables				optimum.
CELL12AB	Headend	Handhole	Lockbox		Optical Splice (JFO)	Installed	Planned					TOWN: SEMINOLE
	Remote Headend (pole)	Access Point	Pedestal		Optical Splitter Closure (JSO)	Aerial supported	Aerial supported	FO installed				MAP #: 01-
	Remote Headend (cabinet)	Telephone Pole	Vault		Optical Distribution Point (PDO)	Aerial without support	Aerial without support	FO planned		11430-38544C		Headend: TX03AB
	Floor Cabinet	CATV Pole			Optical Virtual Point (OPT)	Wall supported	Wall supported					Project: SEMINOLE
Comments	Pole Cabinet	Joint Pole				Bridge crossing	Bridge crossing					Cable / Cell: 12
	Underground Cabinet	Joint Pole with Transf.				Buried	Buried					Scale: 1:787
	Container	Power Pole				Conduit	Conduit					Date: 17-10-2024
	Gallery/Tunnel	Power Pole with Transf.				Gallery/Tunnel	Gallery/Tunnel					
	Manhole	Mid Span Junction				Gutter	Gutter		11432-38536B	11430-38536A		
	Inaccessible Manhole	Building Attachment				Inner in sight	Inner in sight					
	Underwater Manhole	Building/House				Inner in tube	Inner in tube					

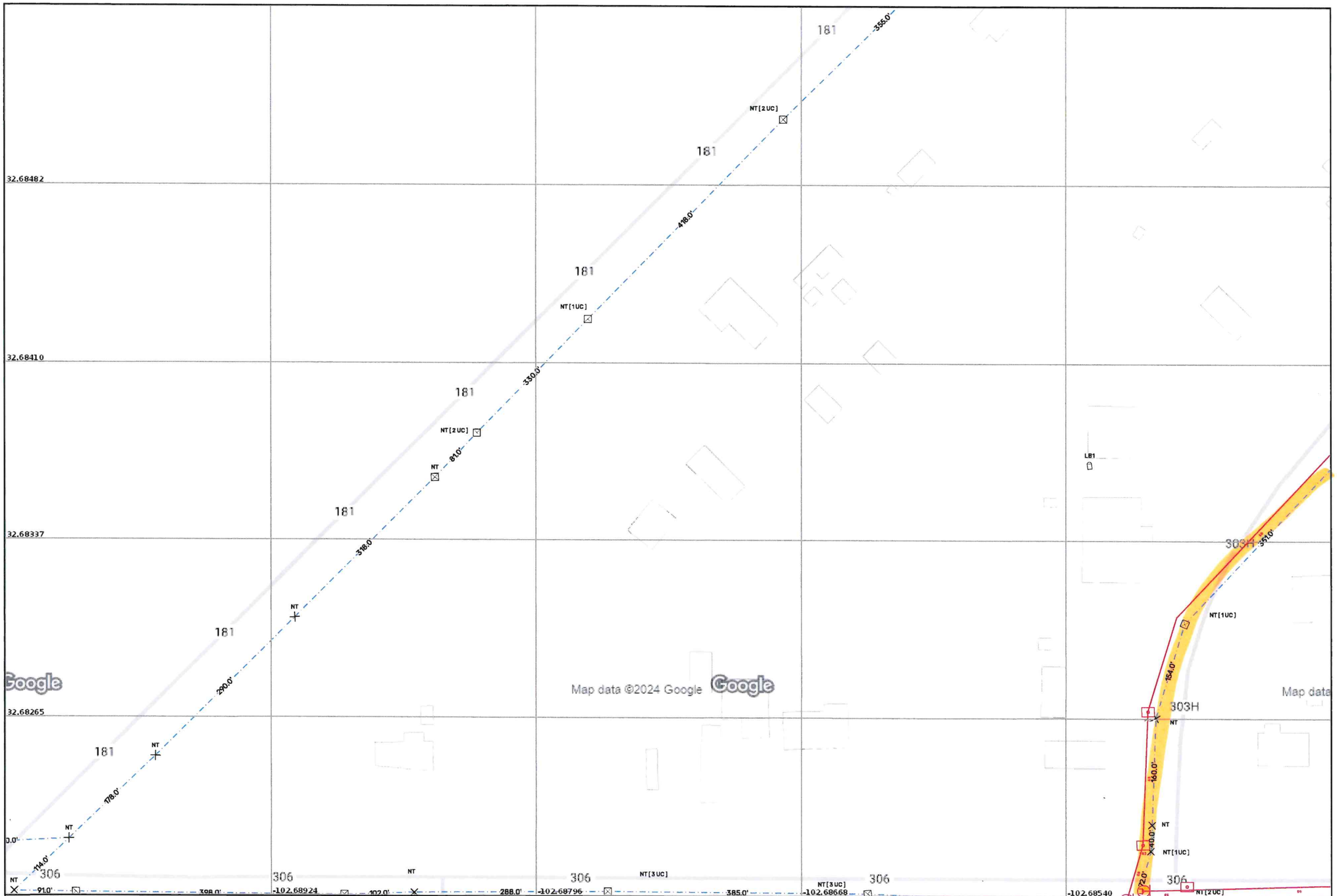

Description	Symbols					Line Types					
	Locations				Equipments	Infrastructures		Cables			
						Installed	Planned				
CELL12AB	Headend	Handhole	Lockbox		Optical Splice (JFO)	Aerial supported	Aerial supported	FO installed		11430-38544C	
	Remote Headend (pole)	Access Point	Pedestal		Optical Splitter Closure (JSO)	Aerial without support	Aerial without support	FO planned			
	Remote Headend (cabinet)	Telephone Pole	Vault		Optical Distribution Point (PDO)	Wall supported	Wall supported				
	Floor Cabinet	CATV Pole			Optical Virtual Point (OPT)	Bridge crossing	Bridge crossing		11432-38536B	11430-38536A	
Comments	Pole Cabinet	Joint Pole				Buried	Buried				
	Underground Cabinet	Joint Pole with Transf.				Conduit	Conduit				
	Container	Power Pole				Gallery/Tunnel	Gallery/Tunnel				
	Gallery/Tunnel	Power Pole with Transf.				Gutter	Gutter		11432-38536D	11430-38536C	
	Manhole	Mid Span Junction				Inner in sight	Inner in sight				
	Inaccessible Manhole	Building Attachment				Inner in tube	Inner in tube				
	Underwater Manhole	Building/House									

optimum.

TOWN	SEMINOLE
MAP #	01-
Headend	TX03AB
Project	SEMINOLE
Cable / Cell	12
Scale	1:787
Date	17-10-2024

Description	Symbols				Line Types						
CELL12AB	Locations			Equipments	Infrastructures		Cables				
					Installed	Planned					
	Headend	Handhole	Lockbox	Optical Splice (JFO)	Aerial supported	Aerial supported	FO installed		11430-38544C		optimum.
	Remote Headend (pole)	Access Point	Pedestal	Optical Splitter Closure (JSO)	Aerial without support	Aerial without support	FO planned				TOWN: SEMINOLE
	Remote Headend (cabinet)	Telephone Pole	Vault	Optical Distribution Point (PDO)	Wall supported	Wall supported					MAP #: 01-
	Floor Cabinet	CATV Pole		Optical Virtual Point (OPT)	Bridge crossing	Bridge crossing		11432-38536B	**11430-38536A**		Headend: TX03AB
Comments	Pole Cabinet	Joint Pole			Buried	Buried					Project: SEMINOLE
	Underground Cabinet	Joint Pole with Transf.			Conduit	Conduit					Cable / Cell: 12
	Container	Power Pole			Gallery/Tunnel	Gallery/Tunnel		11432-38536D	11430-38536C		Scale: 1:787
	Gallery/Tunnel	Power Pole with Transf.			Gutter	Gutter					Date: 17-10-2024
	Manhole	Mid Span Junction			Inner in sight	Inner in sight					
	Inaccessible Manhole	Building Attachment			Inner in tube	Inner in tube					
	Underwater Manhole	Building/House									

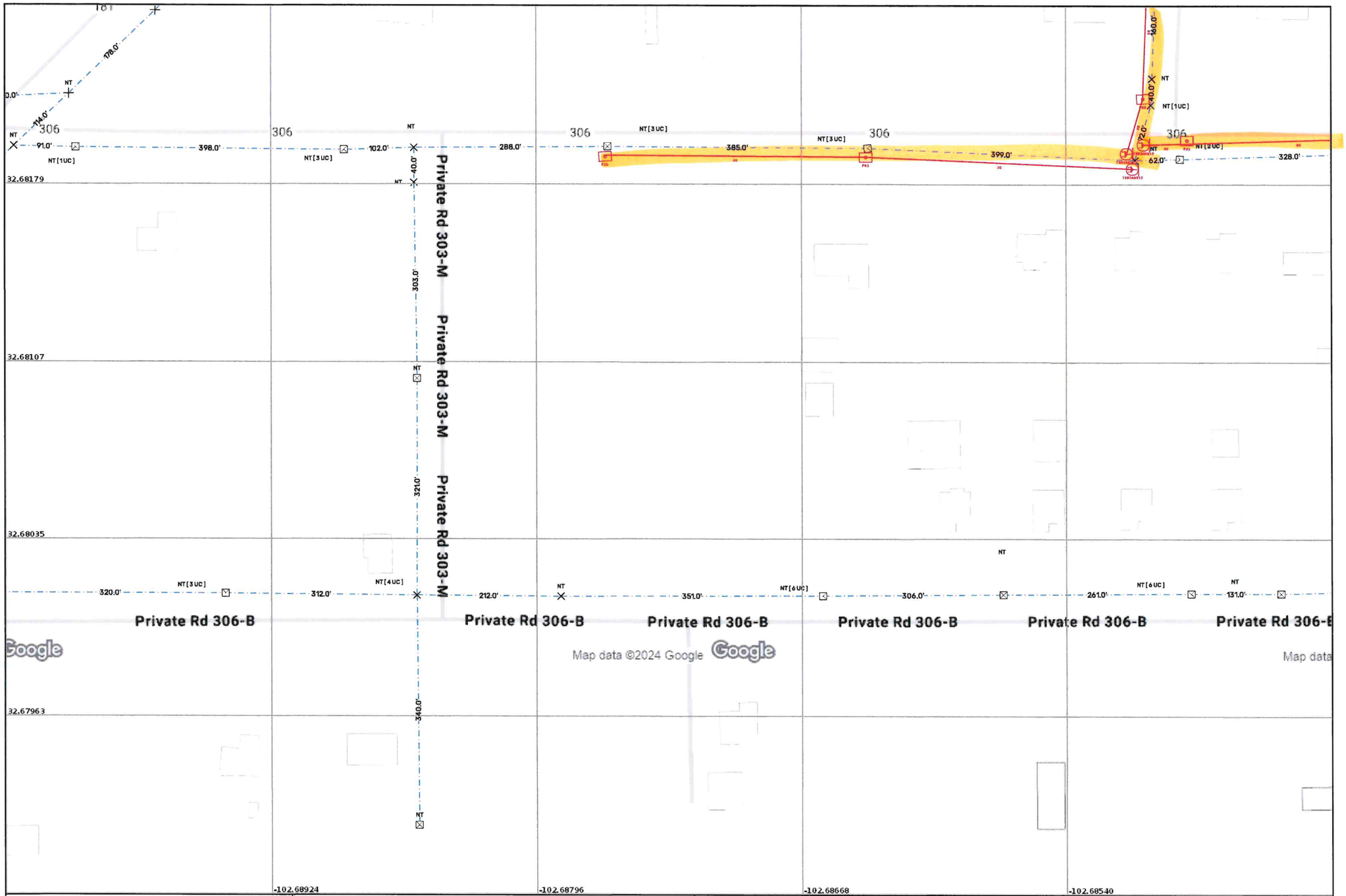

Description	Symbols					Line Types					
	Locations				Equipments	Infrastructures		Cables			
CELL12AB	Headend	Handhole	Lockbox		Optical Splice (JFO)	Installed	Planned		11432-38536B	11430-38536A	
	Remote Headend (pole)	Access Point	Pedestal		Optical Splitter Closure (JSO)	Aerial supported	Aerial supported	FO installed			
	Remote Headend (cabinet)	Telephone Pole	Vault		Optical Distribution Point (PDO)	Aerial without support	Aerial without support	FO planned			
	Floor Cabinet	CATV Pole			Optical Virtual Point (OPT)	Wall supported	Wall supported				
Comments	Pole Cabinet	Joint Pole				Bridge crossing	Bridge crossing		11432-38536D	11430-38536C	
	Underground Cabinet	Joint Pole with Transf.				Buried	Buried				
	Container	Power Pole				Conduit	Conduit				
	Gallery/Tunnel	Power Pole with Transf.				Gallery/Tunnel	Gallery/Tunnel				
	Manhole	Mid Span Junction				Gutter	Gutter			11430-38528A	
	Inaccessible Manhole	Building Attachment				Inner in sight	Inner in sight				
	Underwater Manhole	Building/House				Inner in tube	Inner in tube				

optimum.

TOWN	SEMINOLE
MAP #	01-
Headend	TX03AB
Project	SEMINOLE
Cable / Cell	12
Scale	1:787
Date	17-10-2024

Description	Symbols				Line Types						
	Locations			Equipments	Infrastructures		Cables	11432-38536B	11430-38536A		optimum.
CELL12AB	Headend	Handhole	Lockbox	Optical Splice (JFO)	Installed	Planned					TOWN: SEMINOLE
	Remote Headend (pole)	Access Point	Pedestal	Optical Splitter Closure (JSO)	Aerial supported	Aerial supported	FO installed				MAP #: 01-
	Remote Headend (cabinet)	Telephone Pole	Vault	Optical Distribution Point (PDO)	Aerial without support	Aerial without support	FO planned				Headend: TX03AB
	Floor Cabinet	CATV Pole		Optical Virtual Point (OPT)	Wall supported	Wall supported					Project: SEMINOLE
Comments	Pole Cabinet	Joint Pole			Bridge crossing	Bridge crossing		11432-38536D	11430-38536C		Cable / Cell: 12
	Underground Cabinet	Joint Pole with Transf.			Buried	Buried					Scale: 1:787
	Container	Power Pole			Conduit	Conduit					Date: 17-10-2024
	Gallery/Tunnel	Power Pole with Transf.			Gallery/Tunnel	Gallery/Tunnel			11430-38528A	11430-38528B	
	Manhole	Mid Span Junction			Gutter	Gutter					
	Inaccessible Manhole	Building Attachment			Inner in sight	Inner in sight					
	Underwater Manhole	Building/House			Inner in tube	Inner in tube					

Description	Symbols					Line Types						
	Locations				Equipments	Infrastructures		Cables				
CELL12AB	Headend	Handhole	Lockbox		Optical Splice (JFO)	Installed	Planned		11432-38536D	11430-38536C		
	Remote Headend (pole)	Access Point	Pedestal		Optical Splitter Closure (JSO)	Aerial supported	Aerial supported	FO installed				
	Remote Headend (cabinet)	Telephone Pole	Vault		Optical Distribution Point (PDO)	Aerial without support	Aerial without support	FO planned				
	Floor Cabinet	CATV Pole			Optical Virtual Point (OPT)	Wall supported	Wall supported					
Comments	Pole Cabinet	Joint Pole				Bridge crossing	Bridge crossing					
	Underground Cabinet	Joint Pole with Transf.				Buried	Buried			**11430-38528A**	11430-38528B	
	Container	Power Pole				Conduit	Conduit					
	Gallery/Tunnel	Power Pole with Transf.				Gallery/Tunnel	Gallery/Tunnel					
	Manhole	Mid Span Junction				Gutter	Gutter					
	Inaccessible Manhole	Building Attachment				Inner in sight	Inner in sight			11430-38528C	11430-38528D	
	Underwater Manhole	Building/House				Inner in tube	Inner in tube					

optimum.

TOWN	SEMINOLE
MAP #	01-
Headend	TX03AB
Project	SEMINOLE
Cable / Cell	12
Scale	1:787
Date	17-10-2024

Description
CELL12AB
Comments

Symbols

Locations						Equipments
Headend	Handhole		Lockbox			Optical Splice (JFO)
Remote Headend (pole)	Access Point		Pedestal			Optical Splitter Closure (JSO)
Remote Headend (cabinet)	Telephone Pole		Vault			Optical Distribution Point (PDO)
Floor Cabinet	CATV Pole					Optical Virtual Point (OPT)
Pole Cabinet	Joint Pole					
Underground Cabinet	Joint Pole with Transf.					
Container	Power Pole					
Gallery/Tunnel	Power Pole with Transf.					
Manhole	Mid Span Junction					
Inaccessible Manhole	Building Attachment					
Underwater Manhole	Building/House					

Line Types

Infrastructures		Cables
Installed	Planned	
Aerial supported	Aerial supported	FO installed
Aerial without support	Aerial without support	FO planned
Wall supported	Wall supported	
Bridge crossing	Bridge crossing	
Buried	Buried	
Conduit	Conduit	
Gallery/Tunnel	Gallery/Tunnel	
Gutter	Gutter	
Inner in sight	Inner in sight	
Inner in tube	Inner in tube	

11430-38536C		
11430-38528A	**11430-38528B**	
11430-38528C	11430-38528D	

optimum.

TOWN	SEMINOLE
MAP #	01-
Headend	TX03AB
Project	SEMINOLE
Cable / Cell	12
Scale	1:787
Date	17-10-2024



Description	Symbols																							
	Locations																							
CELL12AB	Headend		Handhole		Lockbox		Optical Splice (JFO)	Infrastructures																
	Remote Headend (pole)		Access Point		Pedestal		Optical Splitter Closure (JSO)	Installed		Planned		Cables												
	Remote Headend (cabinet)		Telephone Pole		Vault		Optical Distribution Point (PDO)	Aerial supported		Aerial supported		FO installed												
	Floor Cabinet		CATV Pole				Optical Virtual Point (OPT)	Aerial without support		Aerial without support		FO planned												
Comments	Pole Cabinet		Joint Pole					Wall supported		Wall supported														
	Underground Cabinet		Joint Pole with Transf.					Bridge crossing		Bridge crossing														
	Container		Power Pole					Buried		Buried														
	Gallery/Tunnel		Power Pole with Transf.					Conduit		Conduit														
	Manhole		Mid Span Junction					Gallery/Tunnel		Gallery/Tunnel														
	Inaccessible Manhole		Building Attachment					Gutter		Gutter														
	Underwater Manhole		Building/House					Inner in sight		Inner in sight														
								Inner in tube		Inner in tube														

	11430-38528A	11430-38528B
	11430-38528C	11430-38528D

optimum.

TOWN	SEMINOLE
MAP #	01-
Headend	TX03AB
Project	SEMINOLE
Cable / Cell	12
Scale	1:787
Date	17-10-2024

Description	Symbols						Line Types						
	Locations					Equipments	Infrastructures		Cables	11430-38528A	11430-38528B		optimum.
CELL12AB	Headend	Handhole	Lockbox			Optical Splice (JFO)	Installed	Planned					TOWN: SEMINOLE
	Remote Headend (pole)	Access Point	Pedestal			Optical Splitter Closure (JSO)	Aerial supported	Aerial supported	FO installed				MAP #: 01-
	Remote Headend (cabinet)	Telephone Pole	Vault			Optical Distribution Point (PDO)	Aerial without support	Aerial without support	FO planned				Headend: TX03AB
	Floor Cabinet	CATV Pole				Optical Virtual Point (OPT)	Wall supported	Wall supported		11430-38528C	**11430-38528D**		Project: SEMINOLE
	Pole Cabinet	Joint Pole					Bridge crossing	Bridge crossing					Cable / Cell: 12
Comments	Underground Cabinet	Joint Pole with Transf.					Buried	Buried					Scale: 1:787
	Container	Power Pole					Conduit	Conduit					Date: 17-10-2024
	Gallery/Tunnel	Power Pole with Transf.					Gallery/Tunnel	Gallery/Tunnel					
	Manhole	Mid Span Junction					Gutter	Gutter					
	Inaccessible Manhole	Building Attachment					Inner in sight	Inner in sight					
	Underwater Manhole	Building/House					Inner in tube	Inner in tube					